

A. BOSSIO (*), B. DALL'ANTONIA (*), S. DA PRATO (*), L.M. FORESI (**), G. OGGIANO (***)

PRELIMINARY STRATIGRAPHICAL INVESTIGATIONS ON THE MIOCENE SUCCESSIONS OF THE PORTO TORRES BASIN (NORTHERN SARDINIA, ITALY)

Abstract - The following is a brief report on a preliminary micropalaeontological research carried out on the Miocene succession of the Porto Torres Basin (Northwestern Sardinia, Italy). Planktonic foraminifers and ostracods from 12 samples collected in the northeastern side of the basin within marls and marly chaotic beds of unknown – dubitatively Langhian – age have been analyzed. From a biostratigraphic viewpoint assemblages unquestionable allowed us to refer the investigated succession to the upper Burdigalian. The ostracod palaeoecological analysis indicates a depositional setting referable to the intermediate part of the outer neritic zone. In addition, since from a general ostracod standpoint the Mediterranean lower Miocene is relatively unexplored, the new biostratigraphic data obtained from this study are discussed.

Key words - Miocene, Biostratigraphy, Paleocology, Foraminifera, Ostracoda, Northwestern Sardinia, Italy.

Riassunto - *Indagini stratigrafiche preliminari sulle successioni mioceniche del Bacino di Porto Torres (Sardegna settentrionale, Italia)*. Questa breve nota costituisce uno studio micropaleontologico preliminare sulla successione miocenica affiorante nel Bacino di Porto Torres nelle Sardegna nord-occidentale. Sono stati campionati tre affioramenti nei dintorni di Sennori, costituiti da marne e strati caotici marnosi supposti di età langhiana, per lo studio dei Foraminiferi planctonici e degli Ostracodi. Per quanto concerne lo studio biostratigrafico i dodici campioni raccolti hanno fornito associazioni a Foraminiferi planctonici indicative della Zona a *Globigerinoides trilobus* del Burdigaliano superiore. Le analisi paleoecologiche condotte sugli Ostracodi ed il rapporto plankton/benthos individuano nella parte intermedia della piattaforma esterna l'ambiente relativo ai sedimenti investigati. Questo studio risulta di particolare utilità per la ricostruzione dell'evoluzione dei bacini intracratonici terziari del Blocco Sardo-Corso. Per quanto riguarda gli Ostracodi i dati raccolti risultano particolarmente significativi in quanto per l'area mediterranea gli studi di questi organismi in associazioni del Miocene inferiore, ed in particolare del Burdigaliano, sono scarsi.

Parole chiave - Miocene, Biostratigrafia, Paleocologia, Foraminiferi, Ostracodi, Sardegna nord-occidentale, Italia.

INTRODUCTION

Marine and lacustrine deposits of Miocene age are widespread in Sardinia, ranging from lower Aquitanian to Messinian. In northern Sardinia the Upper Oligocene-Aquitanian deposits are coeval to the cal-

caline volcanic activity, so that, often, they result in tuffite beds that fill E-W to ENE oriented strike-slip basins (Oggiano *et al.*, 1995). Other deposits are essentially carbonates and remarkably younger as their sedimentation started in the upper Burdigalian and, probably, ended in the lower Messinian. These latter deposits post-date both the onset of the huge volume volcanic products and the drifting of the Sardinia-Corsica block. Accordingly, also the basins hosting the post-Burdigalian succession are younger and show a different structural frame: they consist of several NNW-trending half grabens, which display an *en echelon* array from the north to the south of the Island (the so called Sardinian Rift; Cherchi & Montadert, 1982). Hence in Sardinia, during the Miocene, an almost continuous record of depositional events occurred in different sedimentary environments and at different palaeogeographic locations (before and after drifting respectively). Succession investigated in the present work belong to the Porto Torres Basin, which generated in middle-late Burdigalian time during the final stage of the Sardinia drifting, as consequence of the opening of the Balearic back-arc basin (Malinverno & Ryan, 1986; Barroul *et al.*, 2004).

STUDY AREA AND MATERIALS

The Porto Torres Basin is a NNW oriented half-graben well detected offshore by seismic profiles (Thomas & Gennessaux, 1986); southward this half graben is connected to the Logudoro basin by mean of an E-W trending transfer zone (Fig. 1; Funedda *et al.*, 2000). To the east the basin is bounded by a major fault that caused the uplift of the andesitic massif of Osilo, whereas to the west the basin shallows toward the Nurra structural high, where the Miocene deposits directly lap on the Mesozoic carbonate shelf. The on-land succession of the Porto Torres basin, after the Pliocene uplift, underwent a general northwestward tilting and suffered strong erosion.

The stratigraphical frame of the Porto Torres basin is partially comparable to that of the well-known, adjacent, Logudoro basin (Martini *et al.*, 1992; Funedda *et al.*, 2000), where two main sequences were evidenced by Mazzei & Oggiano (1990). In the Logudoro basin the first sequence started in the late Burdigalian time;

(*) Dipartimento di Scienze della Terra, Università di Pisa, via S. Maria 53, 56126 Pisa.

(**) Dipartimento di Scienze della Terra, Università di Siena, via Laterina 8, 53100 Siena.

(***) Istituto di Scienze Geologico Mineralogiche, Università di Sassari, corso Angioy 10, 07100 Sassari.

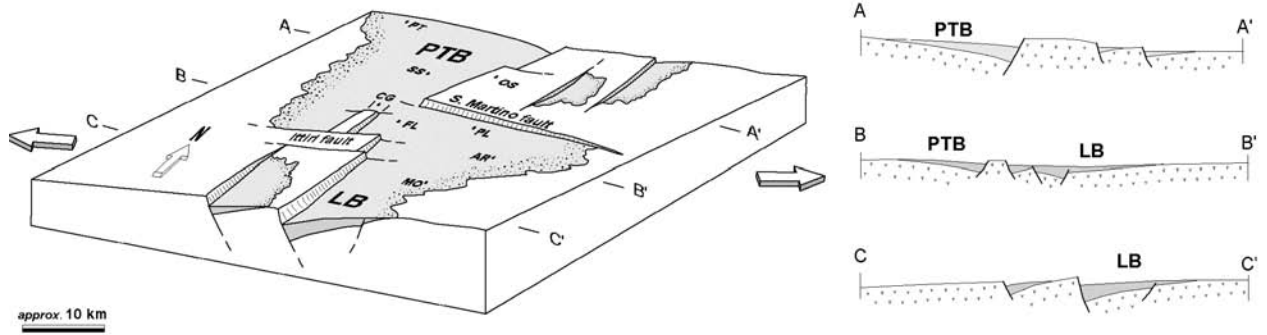


Fig. 1 - Schematic block-diagram of the relation between the Porto Torres and the Logudoro basins during upper Burdigalian (After Funedda *et al.*, 2000).

its base consists of quartz-feldspatic sands and conglomerates, sometimes arranged into Gilbert-type deposits. These fluvial-marine sediments pass into shelf limestone, which in turn is capped by marls. On the marls pertaining to the first sequence, along an erosive or non-depositional surface, a second sequence made up of grainstones and boundstones, sometimes with chaotic aspect, rests. The age of the sequence is unknown; according to Pomesano Cherchi (1971) and Mazzei & Oggiano (1990) it is supposed of Tortonian-early Messinian age.

The Porto Torres Basin shows a similar stratigraphical succession. The relations between the first and the second sequence are well exposed in the southern boundary of the Basin, near Sassari. Here the base of the second sequence is characterised by at least 50 metres of slumped beds, megabreccias and olistostromes rich of algal balls.

With the aim to get additional biostratigraphic and palaeoecological data on the sedimentary succession of the Porto Torres Basin, a preliminary and exploratory sampling for micropalaeontological investigations has been carried out.

The samples were collected in the northeastern side of the Porto Torres Basin (Fig. 2) within the marly unit belonging to the first sequence (Fig. 3) and within the muddy matrix of the chaotic beds, which with a position typical of olistostrome, rest on the marls or are interlayered in their upper part (Fig. 4).

On the whole 12 samples have been collected. Approximately 200 g of each sample were used for foraminifers and ostracods analyses. The washed residues of the samples revealed the common presence of abundant planktonic foraminifers and diversified ostracod faunas. Only a single sample (OG 8) is barren of fossils. The microfauna is moderately to well preserved.

BIOSTRATIGRAPHICAL ANALYSIS

Planktonic foraminifers

Planktonic foraminifers are always present in the studied samples (except for OG 8). Benthic foraminifers

(The P/B ratio is always greater than 1), rests of echinoids, molluscs and fishes commonly occur in many samples.

Planktonic assemblages are dominated by the genus *Globigerinoides* and include abundant representatives of *Dentoglobigerina* and *Globoquadrina*. Particularly the following species have been recorded: *Dentoglobigerina altispira*, *D. baroemoenensis*, *D. langhiana*, *Globigerina praebulloides*, *Globigerinella obesa*, *G. praesiphonifera*, *Globigerinita glutinata*, *Globigerinoides altiapertura*, *G. quadrilobatus*, *G. sacculifer*, *G. subquadratus*, *Globigerinoides trilobus*, *Globoquadrina dehiscentis*, *Globorotalia peripheroronda*, *G. praescitula*, *Paragloborotalia siakensis*, *Tenuitellinata angustiumbilitata*, *Turborotalita quinqueloba*.

The most relevant features of the foraminiferal assemblages are:

- the concomitant occurrence throughout the examined succession of *Globigerinoides* species, notably *G. quadrilobatus* and *G. sacculifer* which appear within the N6 Zone of Blow (1969) and *Globigerinoides altiapertura* which disappears within the N7 Zone (Kennett & Srinivasan, 1983; Bolli & Saunders, 1985; Iaccarino, 1985);
- the absence of representatives of *Catapsidrax* and notably *C. dissimilis* whose last occurrence marks the N6/N7 boundary;
- the absence of *Praeorbulina* (no typical specimens or doubtful forms have been recovered) which First Occurrence is known to marks N7/N8 boundary (Berggren *et al.*, 1995; Foresi *et al.*, 2002).

All together these data unquestionably indicate the N7 Zone or the *Globigerinoides trilobus* Zone of the Iaccarino & Salvatorini (1982) or Foresi *et al.* (2002) planktonic foraminiferal zonal scheme, that is a late Burdigalian age (Fig. 5).

Ostracods

The abundance and diversity of ostracods are low in the lower sampled levels and tend to increase upwards apart for the uppermost sample. Mean values of the abundance and species diversity are about 50 and 13 respectively, but among the 12 examined samples three

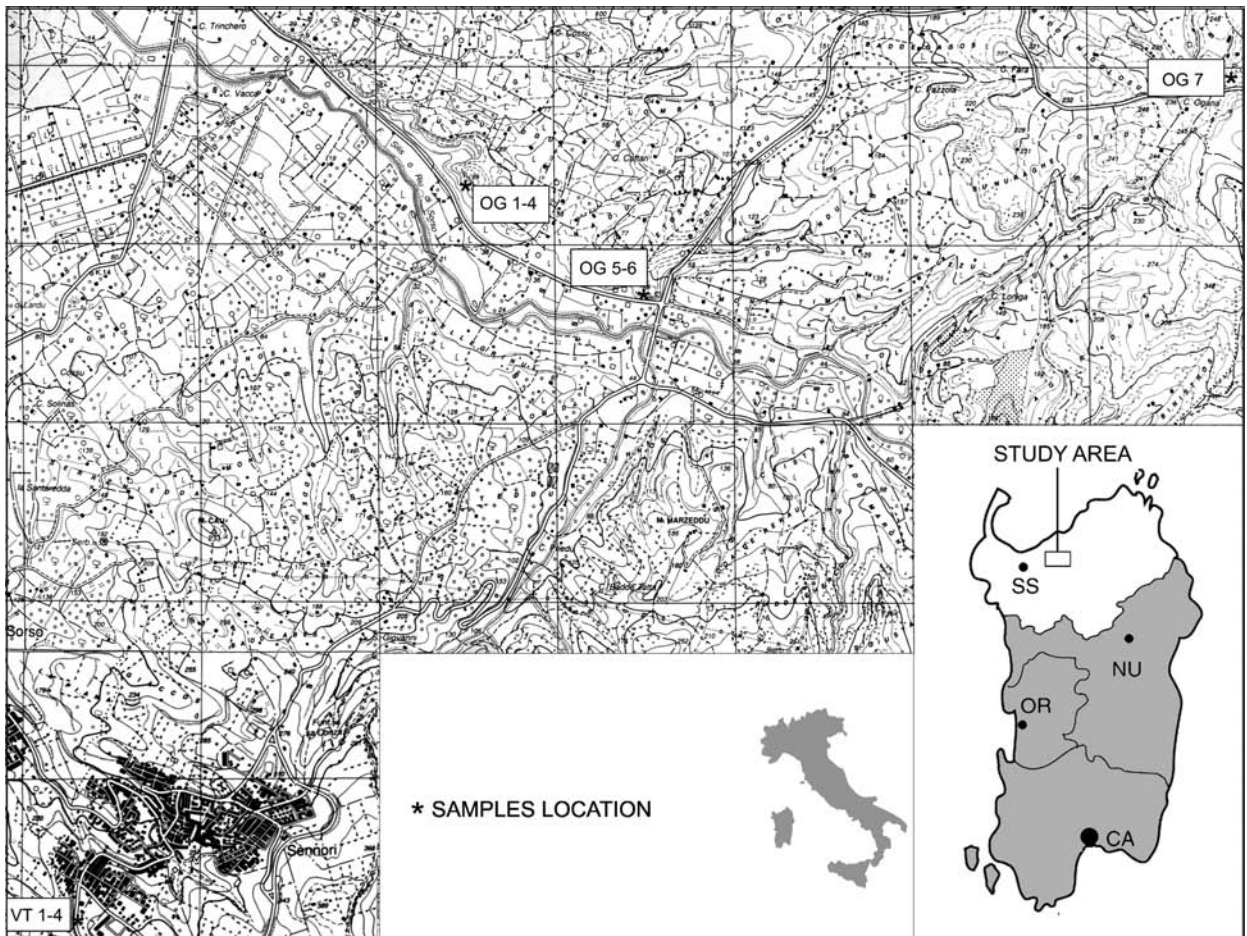


Fig. 2 - Location map of the sampling area.

samples (OG4 and particularly VT 1, VT 2) yielded an extremely rich and diversified fauna. Faunal composition is fairly homogeneous throughout the investigated succession.

A total of 58 species belonging to 33 genera have been recognized. On the whole 6 species are left in open nomenclature and some specimens mainly of the genera *Aurila*, *Callistocythere*, *Cytherella*, *Loxoconcha*, *Paracypris*, *Sagmatocythere* could not be specifically identified owing to poor preservation or immaturity. The numerical distribution of recovered species is given in Table 1.

From a bio-chronostratigraphic viewpoint it must be noted that lower Miocene faunas of Western and Central Europe have been object of several studies (Gebhardt, 2003 *cum bibl.*; Ducasse & Chuzac, 1996, 1997 *cum bibl.*) but shelf ostracods of the Mediterranean have so far been poorly investigated (Carbonnel, 1969; Coutelle & Yassini, 1973; Gökçen, 1985; Dall'Antonia & Bossio, 2001). In addition previous studies on coeval faunas from Italy focused mainly on bathyal assemblages, such as Ruggieri (1960), Oertli (1961), Russo

(1966), Ciampo (1981) and Bonaduce & Russo (1985) which represent the only published research on the Lower Miocene of Sardinia.

Taking into account these remarks, analysis of known occurrences of the identified taxa highlighted that most of them appear to be long-ranging species widely distributed within the Cenozoic (e.g. *Bairdia conformis*, *Cnestocythere truncata*, *Costa punctatissima*, *C. tricotata*, *Henryhowella asperrima*, *Paracytheridea triquetra*, *Ruggieria tetraptera*) or spanning at least the entire Miocene (e.g. *Carinivalva rotundata*, *Cytherella postdenticulata*, *C. vandenboldi*).

Nevertheless it must be emphasized that recovered assemblages include also three species whose known distribution suggest an lower-early Miocene age for the investigated succession. These significant species are:

- *Pokornyella deformis* (Reuss, 1850): known from the early-middle Miocene of Central-Eastern Europe (Reuss, 1850; Bonaduce *et al.*, 1986; Gross, 2006).
- *Pterigocythereis* gr. *cornuta* (Roemer, 1838): reported from the Oligocene and lower Miocene of Europe (Guernet, 1990).



Fig. 3 - Sampled beds of the marly unit in the eastern part of the Porto Torres Basin.



Fig. 4 - Cahotic bed of the upper part of the marly unit. Notice the megabreccia element enveloped by fine muddy matrix (Sennori village).

- *Puricytheretta melitensis* Russo and Bossio, 1976: known from the upper Burdigalian-lower Serravallian of Malta Islands and Southern Italy (Russo & Bossio, 1976; Dall'Antonia & Bossio, 2001; Dall'Antonia, 2003) and the Badenian of Central Tethys (Brestenská & Jiríček, 1978).

Furthermore it is interesting to note that the present study allowed to extend the stratigraphical range of a number of species which are listed below:

- *Aurila bullapunctata* Uliczny, 1969: so far reported from the Pliocene of Cephalonia (Uliczny, 1969; Mostafawi & Matzke-Karasz, 2006) and the Lower Pleistocene of Italy (Ruggieri, 1973, 1980; Dall'Antonia *et al.*, 2005). It is worth of mention that Ruggieri (1973) reported the occurrence of a form very similar to Uliczny's species from the upper Miocene of Central Italy (Ruggieri, 1973, p. 163).
- *Loxocorniculum quadricornis* (Ruggieri 1962): known from the middle Miocene (Serravallian) of Aegean Islands and Tremiti Islands (Sissingh, 1972; Dall'Antonia, 2003) and upper Miocene (Tortonian) of North Italy and of Sicily (Dieci & Russo, 1965; Ruggieri, 1962; Ciampo, 1980), Messinian of Maltese Islands (Russo & Bossio, 1976).
- *Heliocythere vejhonensis* (Prochazka, 1893): known only from the middle Miocene (Badenian) of Central-Eastern Europe and the upper Miocene (Tortonian-Messinian) of Spain, Italy and dubitably Algeria (see Bonaduce *et al.*, 1988).
- *Nonurocythereis seminula* (Seguenza, 1880): reported from the middle Miocene (Langhian-Serravallian) of Aquitaine (Ducasse & Cahuzac, 1996, 1997) and the upper Miocene of Italy (e.g. Seguenza, 1980; Ruggieri & Russo, 1980) and Greece (Mostafawi, 1990).
- *Paracytheridea grignonensis* Keji, 1957: known from the Eocene and Oligocene of France (Ducasse *et al.*, 1985).
- *Sagmatocythere gibbosofoveolata* (Seguenza, 1880): so far reported from the upper Miocene (Tor-

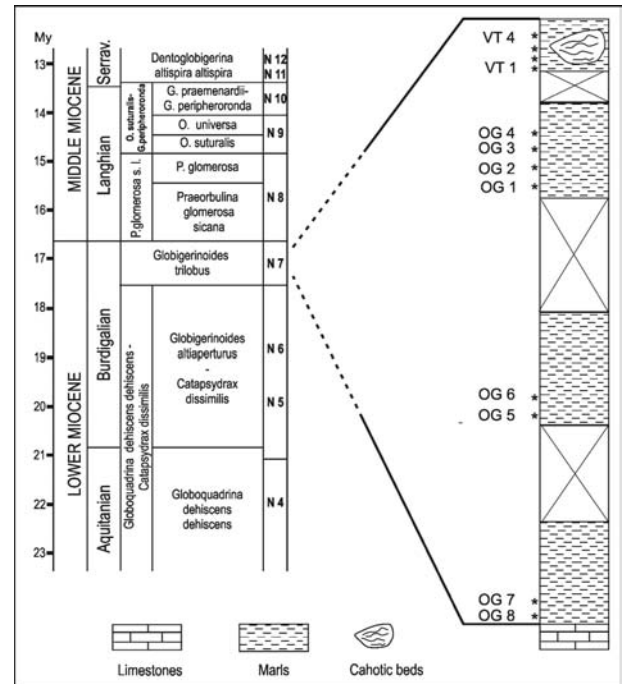


Fig. 5 - Sampled succession: lithology and bio-chronostratigraphy based on the foraminiferal zonal scheme of Foresi *et al.* (2002), modified.

tonian) of Southern Calabria (Seguenza, 1880 and Ruggieri, 1963) and Central Italy (Dieci & Russo, 1965 and Russo, 1968 as *Loxocncha aff. sagittula* (Reuss).

- *Cytherelloidea creutzburgi* Sissingh, 1972: known from the upper Miocene to the Lower Pleistocene of Italy and Greece (Sissingh, 1972; Mostafawi, 1989; Ruggieri & D'Arpa, 1993; Dall'Antonia, 2003).

Tab. 1 - Stratigraphical distribution of ostracod species. Bold numbers refer to adult valves, italic to instars, underlined to both instars and adult.

Ostracod species	Samples												
	OG 7	OG 8	OG 5	OG 6	OG 1	OG 2	OG 3	OG 4	VT 1	VT 2	VT 3	VT 4	
<i>Aunla cicatricosa</i> (Reuss, 1850)	4												
<i>Bairdia conformis</i> Terquem, 1878	4		8	4	11	7	4	35	57	30	12		
<i>Buntonia dertonensis</i> Ruggieri, 1954	1		4	2			1	30					
<i>Cythereilla postdenticulata</i> Oertli, 1961	6		7			8			1		27		9
<i>Helicythere vejhoneni</i> s (Prochazka, 1893)	1			1	2		3				14		
<i>Loxocomiculum quadricornis</i> (Ruggieri, 1962)	3			4		1	3	1	3	16			
<i>Aunla bullapunctata</i> Uliczny, 1969			1		1	3							
<i>Aunla</i> spp.			1	22		1			4			3	
<i>Cardobairdia</i> sp.		2											
<i>Cnestocythere truncata</i> (Reuss, 1850)	1				1				4	29	1		
<i>Costa tricostata</i> (Reuss, 1850)		1	6	10	8	10			6				
<i>Cythereilla inaequalis</i> Moyes, 1965		1		7	1		2	16	28			10	
<i>Cythereilla vandenboldi</i> Sissingh, 1972		4		18		1		12	2				
<i>Henryhowella asperima</i> (Reuss, 1850)		6		2				6	3	10			
<i>Parakrithe declivis</i> Ciampo, 1960		10						41		8			
<i>Xestoleberis aff. comunis</i> Müller, 1894		2					1	17		3			
<i>Carinivalva rotundata</i> (Ruggieri, 1962)				4		2			11	6			
<i>Cythereilla gr. vulgata</i> Ruggieri, 1962				7	2			2	15	34			
<i>Grinoneis haidingeri</i> (Reuss, 1850)				2			2		7	4			
<i>Sagmatocythere gibboso-foveolata</i> (Seguenza, 1880)				1		1			6	3	2		
<i>Paracypris</i> sp.				2				4		22			
<i>Paracytheridea triquetra</i> (Reuss, 1850)				2					10	2			
<i>Parakrithe ariminiensis</i> (Ruggieri, 1967)				3						10			
<i>Pterigocythereis comuta</i> (Roemer, 1838)				2						1			
<i>Ruggieria tetraptera</i> (Seguenza, 1880)				13		7	3		10	35			
<i>Xestoleberis aff. dispar</i> Müller, 1894				1						4			
<i>Bairdia gr. mediterranea</i> Müller, 1894					1							7	
<i>Carinivalva aquila</i> (Ruggieri, 1972)					3				2	1			
<i>Eucythere curta</i> Ruggieri, 1975					1								
<i>Olimfalunia plicatula</i> (Reuss, 1850)					1			1					
<i>Olimfalunia</i> sp. 2 sensu Russo, 1968					1			1					
<i>Puricytheretta meltensis</i> Russo and Bossio, 1975					1				2	10			
<i>Ruggieria micheliniana</i> (Bosquet, 1852)					1				12	3	8		
<i>Loxoconcha hastata</i> (Reuss, 1850)						1			1	8	3		
<i>Cytheropteron bifidum</i> Colalongo and Pasini, 1980						2							
<i>Graptocythere</i> sp.						1							
<i>Callistocythere</i> spp.							1	1	2	8	2		
<i>Cythereilla</i> sp.							2	3					
<i>Cytheropteron</i> sp.							1						
<i>Eucytherura mistrettai</i> Sissingh, 1972							2		1				
<i>Loxoconcha</i> spp.							1	1	4	2			
<i>Sagmatocythere tenuis</i> (Ciampo, 1980)							1		2				
<i>Monoceratina cf. piaga</i> Ciampo, 1986								1					
<i>Pokomyella deformis</i> (Reuss, 1850)								1	1	3			
<i>Pseudopsammocythere kolimanni</i> Carbonell, 1966								2					
<i>Aunla gr. convexa</i> (Baird, 1850)									22	28	2		
<i>Costa punctatissima</i> Ruggieri, 1961									1	6			
<i>Cythereilla gr. circumpunctata</i> Ciampo, 1976									1	8	6		
<i>Cythereilloidea creutzburgi</i> Sissingh, 1972									8	4	2		
<i>Flexus tenuicrenatus</i> (Capeder, 1902)									7				
<i>Loxoconcha gr. rhomboidea</i> (Fisher, 1855)									2				
<i>Nonurocythereis seminula</i> (Seguenza, 1880)									3				
<i>Paracytheridea grignonensis</i> Keji, 1957									4	1	2		
<i>Phlyctenophora arcuata</i> (Von Münster, 1830)									6		5		
<i>Sagmatocythere</i> sp.									3	3			
<i>Semicytherura alifera</i> (Müller, 1894)									5	14			
<i>Semicytherura velata</i> Ciampo, 1986									1				
<i>Callistocythere montana</i> Doruk, 1980										8			
<i>Cythereilloidea cf. hieroglyphica</i> (Bosquet, 1852)										2			
<i>Pachicaudites ungeri</i> (Reuss, 1850)										3	2		
<i>Pterigocythereis fimbriata</i> (Von Münster, 1830)										3			
<i>Rectobuntonia subulata</i> (Ruggieri, 1954)										25			
<i>Semicytherura</i> sp.										1			
<i>Tubercolocythere</i> sp.										2			
<i>Aunla cf. opaca</i> (Reuss, 1850)												2	
<i>Cythereilla russoi</i> Sissingh, 1972													6
<i>Cytheretta cf. semipunctata</i> (Bornemann, 1855)													5
<i>Loxoconcha punctatella</i> (Reuss, 1850)												6	
<i>Monoceratina mediterranea</i> Sissingh, 1972												1	
N° valves	19	0	48	76	71	35	36	17	251	433	73	25	
N° species	6	0	13	16	17	12	15	149	35	41	19	3	

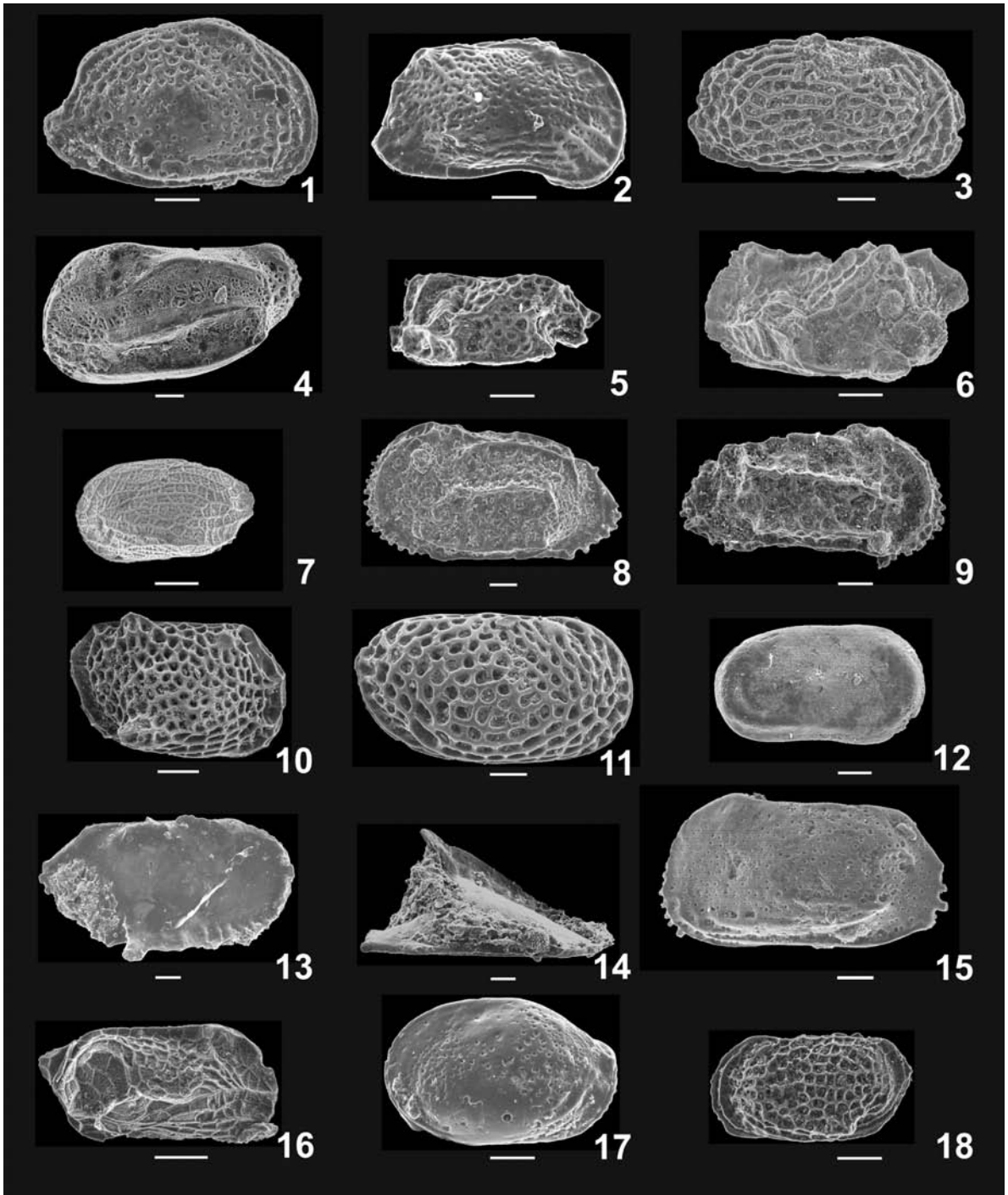


Plate 1

1 - *Aurila bullapunctata* (Uliczny). RV (sample OG 2). 2 - *Heliocythere vejhonensis* Prochazka. RV (sample VT 2). 3 - *Nonurocythereis seminula*. (Sequenza). RV (sample VT 1). 4 - *Flexus tenuicarenatus*. (Capeder). LV (sample VT 1). 5 - *Paracytheridea triquetra* (Reuss). LV (sample VT 2). 6 - *Paracytheridea grignonensis* Keji. LV (sample VT 1). 7 - *Semicytherura velata* Ciampo. LV (sample VT 1). 8 - *Costa tricostata* (Reuss) LV (sample OG 2). 9 - *Costa punctatissima* (Ruggieri). LV (sample VT1). 10 - *Loxocorniculum quadricornis* Ruggieri. RV (sample VT 2). 11 - *Sagmatocythere gibbosofoveolata* (Sequenza). RV (sample VT1). 12 - *Cytherelloidea creutzburgi* Sissing. RV (sample VT 2). 13 - *Pterygocythereis cornuta* (Roemer). LV (sample OG 6). 14 - *Pterygocythereis cornuta* (Roemer). DV (sample OG 6). 15 - *Ruggieria micheliniana* (Bosquet). LV (sample VT 1). 16 - *Semicytherura alifera* (Müller). LV (sample VT 1). 17 - *Buntonia dertonensis* Ruggieri. LV (sample OG 3). 18 - *Sagmatocythere tenuis* (Ciampo). LV (sample VT 1).
S.E.M. microphotographs of selected ostracods taxa (scale bars = 100 µm).

From a palaeoecological viewpoint, assemblages do not show significant compositional changes, but only modifications of the relative abundance of single species. Major components of the fauna are in order of relative abundance species of the genera *Bairdia* (almost exclusively *B. conformis*), *Cytherella* (*C. postdenticulata*, *C. vandenboldi*, *C. gr. vulgata*), *Ruggieria* (*R. micheliniana*, *R. tetraptera*), *Costa* (*C. tricostata*, *C. punctatissima*), which are quite tolerant taxa typical of an outer neritic zone but most able to live also in upper epibathyal environment. Representatives of *Parakrithe*, Loxoconchidae and Hemicytherinae (*Aurilla*, mainly instars) are also relatively frequent present. Other noteworthy features are:

- the presence of *Henryhowella asperrima* and the local occurrence of *Puricytheretta melitensis*, *Cari-novalva aquila* and *Monoceratina* spp. which prefer relatively deep waters;
- the scattered and reduced occurrence of typical littoral taxa such as *Cytheretta*, *Flexus*, *Phlyctenophora*, *Xestoleberis*.

On the whole the ostracod faunal composition dominated by taxa mainly related to an open shelf environment, in accordance with foraminifer P/B ratio, indicates a depositional setting referable to the intermediate part of the outer neritic zone.

CONCLUSION

The preliminary planktonic foraminifer and ostracod study carried out on Northern Sardinia marly deposits of the Porto Torres Basin allowed to recognize the presence of Burdigalian (N7 Zone of Blow, 1969) and to locate the sediment in the outer neritic shelf. In the Logudoro Basin similar deposits were referred to the Langhian (Mazzei & Oggiano, 1990). The present results open new prospective for improving the knowledge on the stratigraphy of the Miocene succession in Northern Sardinia, giving also the opportunity to start a detailed study of lower Miocene Mediterranean ostracods that are still poorly known. Moreover, as the marl, among the Miocene deposits of western Sardinia, is the lithofacies that denotes the maximum depth, further comparisons between the age obtained in the study area and that attainable by marls of other, adjacent half-grabens, will be useful to highlight diachronies in the deepening of the intra-continental basins of Sardinia (Plate 1)

ACKNOWLEDGEMENTS

Research supported by PIC INTERREG III A Italia-Francia «Isole» Sardegna-Corsica-Toscana.

REFERENCES

Barruol G., Deschamps A., Coutant O., 2004. Mapping upper mantle anisotropy beneath SE France by SKS splitting indicates Neogene asthenospheric flow induced by Apenninic slab roll-back and deflected by the deep Alpine roots. *Tectonophysics* 394: 125-138.

- Berggren W.A., Kent D.V., Swisher C.C., Aubry M.-P., 1995. A revised Cenozoic geochronology and chronostratigraphy. In Berggren W.A., Kent D.V., Aubry M.-P., Hardenbol J. (eds.), *Geochronology Time Scales and Global Stratigraphic Correlation. SEPM Special Publication* 54: 129-212.
- Blow W.H., 1969. Late Middle Eocene to Recent planktonic foraminiferal biostratigraphy. *Proceedings First International Conference on Planktonic Microfossils*, Geneva 1977, 1: 199-422.
- Bolli H.M., Saunders J.B., 1985. Oligocene to Holocene low latitude planktic foraminifera. In: Bolli H.M., Saunders J.B., Perch-Nielsen K. (eds.), *Plankton Stratigraphy*: 155-262. Cambridge University Press, N.Y.
- Bonaduce G., Ruggieri G., Russo A., 1986. The genus *Tenedocythere* (Ostracoda, Podocopida) of the Mediterranean Miocene to Recent especially from Italy. *Boll. Soc. Paleont. Ital.* 23 (3): 515-543.
- Bonaduce G., Ruggieri G., Russo A., 1988. New Ostracode genera of the Mediterranean Miocene. *Boll. Soc. Paleont. Ital.* 27 (3): 349-360.
- Bonaduce G., Russo A., 1985. The Miocene Ostracodes of Sardinia. *Boll. Soc. Paleont. Ital.* 23 (2): 421-437.
- Brestenska E., Jiricek R., 1978. Ostrakoden des Badenien der Zentralen Parathetys. In: Brestenska E. (ed.), *Chronostratigraphie und Neostratotypen Miozän der Zentralen Parathetys*. *Verl. Slovak. Akad. Wiss.* 6 (M4): 405-439.
- Carbonnel G., 1969. Les Ostracodes du miocène Rhodanien - Systématique, biostratigraphie écologique, paléobiologie. *Docum. Lab. Geol. Fac. Sci. Lyon* 32 (1): 1-228.
- Cherchi A., Montadert L., 1984. The oligo-miocene rift of Sardinia and the early history of the western Mediterranean Basin. *Nature* 298: 736-739.
- Ciampo G., 1980. Ostracodi miocenici (Tortoniano-Messiniano della regione di Ragusa (Sicilia)). *Boll. Soc. Paleont. Ital.* 19 (1): 5-20.
- Ciampo G., 1981. Ostracodi fossili (Oligocene superiore-Serravalliano) di Monte Cammarata (Sicilia centro-occidentale) e del Ragusano (Sicilia sud-orientale). *Boll. Soc. Paleont. Ital.* 20 (1): 53-72.
- Coutelle A., Yassini I., 1973. Ostracodes du Miocène de la vallée de la Soummam, Algérie Nord-Orientale. *Rev. Españ. Micropaléont.* 6 (1): 85-89.
- Dall'Antonia B., 2003. Miocene ostracods from Tremiti Islands and Hyblean Plateau: biostratigraphy and description of new and poorly known species. *Geobios* 36: 27-54.
- Dall'Antonia B., Bossio A., 2001. Middle Miocene ostracods from Salentine Peninsula. *Riv. Ital. Paleont. Strat.* 107 (3): 395-424.
- Dall'Antonia B., Bossio A., Mazzanti R., 2005. The Lower-Middle Pleistocene of the Coastal Tuscany (Central Italy): new stratigraphic and palaeoecological data based on the ostracod fauna. *Rev. Micropaléont.* 48: 63-81.
- Dieci G., Russo A., 1965. Ostracodi tortoniani dell'Appennino settentrionale (Tortona, Montegibbio, Castelvetro). *Boll. Soc. Paleont. Ital.* 3 (1): 38-88.
- Ducasse O., Guernet C., Tambareau Y., 1985. Paléogène. In: Oertli H.J. (ed.), *Atlas des Ostracodes de France (Paléozoïque-Actuel)*. *Bull. Centres Rech. Explor. Prod. Elf-Aquitaine, Mem.* 9: 257-311.
- Ducasse O., Cahuzac B., 1996. Evolution de la faune d'ostracodes dans un cadre paléogéographique et interprétation des paléoenvironnements au Langhien en Aquitaine. *Rev. Micropaléont.* 39 (4): 247-260.
- Ducasse O., Cahuzac B., 1997. Les ostracodes indicateurs des paléoenvironnements au Miocène moyen (Serravallien) en Aquitaine (Sud-ouest de la France). *Rev. Micropaléont.* 40 (2): 141-166.
- Foresi L.M., Mazzei R., Salvatorini G., 2002. Schema di biostratigrafia integrata a plancton calcareo per il Neogene-Quaternario. In: Bossio A., Mazzei R., Monteforti B., Salvatorini G., 2002. Note illustrative alla Carta geologica di S. Maria di Lèuca. *Atti Soc. Tosc. Sci. Nat. Ser. A* 107: 97-163.
- Funedda A., Oggiano G., Pasci S., 2000. The Logudoro basin: a key area for the tertiary tectono-sedimentary evolution of North Sardinia. *Boll. Soc. Geol. Ital.* 119: 31-38.

- Gebhardt H., 2003. Palaeobiogeography of Late Oligocene to Early Miocene Central European Ostracoda and Foraminifera: progressive isolation of the Mainz Basin, northern Upper Rhine Graben and Hanau Basin/Wetterau. *Palaeobiogeography, Palaeoclimatology, Palaeoecology* 201 (3): 343-354.
- Gokçen N., 1985. Les Ostracodes burdigaliens de la Region de Kale-Yenisehir (Denizli), Sud-Ouest de l'Anatolie (Turquie). *Rev. Micropaléont.* 28 (1): 41-57.
- Gross M., 2006. Mittelmiozäne Ostracoden aus dem Wiener Becken (Badenium/Sarmatium, Österreich). Österreichische Akademie der Wissenschaften, Schriftenreihe der Erdwissenschaftlichen Kommissionen, Sonderband 1: 1-224. Wien. *Revue de Micropaléontologie*, in press.
- Guernet C., 1990. L'évolution du genre *Pterygocythereis* Blake, 1933 (Ostracode) du crétacé à l'actuel. *Rev. Micropaléont.* 33 (3-4): 279-293.
- Iaccarino S., 1985. Mediterranean Miocene and Pliocene planktic foraminifera. In: Bolli H.M., Saunders J.B., Perch-Nielsen K. (eds.), *Plankton Stratigraphy*: 283-314. Cambridge University Press, N.Y.
- Iaccarino S., Salvatorini G., 1982. A framework of planktonic foraminiferal biostratigraphy for Early Miocene to Late Pliocene Mediterranean area. *Paleont. Stratigr. ed Evol.* 2: 115-125.
- Kennett J.P., Srinivasan M.S., 1983. Neogene Planktonic Foraminifera: a Phylogenetic atlas. Hutchinson Ross Publishing Company, New York, 265 pp.
- Malinverno A., Ryan W.B.F., 1986. Extension in the Tyrrhenian Sea and shortening in the Apennines as result of arc migration driven by the sinking of the lithosphere. *Tectonophysics* 5: 227-245.
- Martini P., Oggiano G., Mazzei R., 1992. Siliciclastic-carbonate sequences of Miocene grabens in northern Sardinia, Western Mediterranean Sea. *Sedimentary Geology* 76: 63-78.
- Mazzei R., Oggiano G., 1990. Messa in evidenza di due cicli sedimentari nel Miocene dell'area di Florinas (Sardegna Settentrionale). *Atti Soc. Tosc. Sci. Nat. Ser. A* 97: 119-147.
- Mostafawi N., 1989. Limnische und marine Ostracoden aus dem Neogen der Insel Rhodos (Griechenland). *Cour. Forsch. Inst. Senckenberg* 113: 117-157.
- Mostafawi N., 1990. Neogene Ostracoden von Kythira, Griechenland. *Cour. Forsch. Inst. Senckenberg* 123: 161-179.
- Mostafawi N., Matzke-Karasz R., 2006. Pliocene Ostracoda of Cephalonia, Greece. The unrevised species of Uliczny. *Rev. Españ. Micropaleont.* 38 (1): 11-48.
- Oertli H.J., 1961. Ostracodes du Langhien-type. *Riv. Ital. Paleont.* 67 (1): 17-44.
- Oggiano G., Pasci S., Funedda A., 1995. Il bacino di Chilivani-Berchidda: un esempio di struttura transensiva. Sue relazioni con la geodinamica cenozoica del Mediterraneo Occidentale. *Boll. Soc. Geol. Ital.* 114: 465-475.
- Pomesano Cerchi A., 1971. Microfauna planctonica di alcune serie mioceniche del Logudoro (Sardegna). *Proced. 2nd Planktonic Conference*, Roma: 1003-1016.
- Prochazka V.J., 1893. Das Miocaen von Seelowitz in Mähren und dessen Fauna. *Rozprawy Ceske Akad. Cisare Frantiska Josefa Pro Vedy, Slovenost a Umeni v Praze, Trida 2 (Matematico-Prirodnicka)* 2 (24): 1-90.
- Reuss A.E., 1850. Die fossilen Entomostraceen des österreichischen Tertiärbekens. *Haidingers Naturwiss. Abh.* 3 (1): 41-92.
- Ruggieri G., 1963. Neotipi di Ostracodi tortoniani di Benestare (Calabria). *Boll. Soc. Paleont. Ital.* 2 (1): 3-15.
- Ruggieri G., 1960. Ostracofauna miocenica del Ragusano. *Riv. Mineraria Sicil.* 63: 1-7.
- Ruggieri G., 1962. Gli Ostracodi marini del Tortoniano (Miocene medio superiore) di Enna, nella Sicilia centrale. *Palaeontographia Italica* 56 (2), 68 pp.
- Ruggieri G., 1973. Gli ostracodi e la stratigrafia del Pleistocene marino mediterraneo. *Boll. Soc. Geol. Ital.* 92: 213-232.
- Ruggieri G., 1980. Sulla distribuzione stratigrafica di alcuni ostracodi nel Pleistocene italiano. *Boll. Soc. Paleont. Ital.* 19 (1): 127-135.
- Ruggieri G., D'Arpa C., 1993. Ostracodi marini del Pliocene Superiore di Altavilla (Palermo), contributo primo. *Naturalista Sicil.* 4, 17 (3-4): 195-229.
- Ruggieri G., Russo A., 1980. Due nuovi generi di Ostracodi marini del Miocene superiore italiano. *Boll. Soc. Paleont. Ital.* 16 (1): 129-136.
- Russo A., 1966. Ostracodi langhiani del Pescale (Appennino settentrionale modenese). *Boll. Soc. Paleont. Ital.* 3 (2): 227-251.
- Russo A., 1969. Ostracodi tortoniani di Montebaranzone (Appennino settentrionale modenese). *Boll. Soc. Paleont. Ital.* 7 (1): 6-56.
- Russo A., Bossio A., 1976. Prima utilizzazione degli Ostracodi per la Biostratigrafia e la Paleoeologia del Miocene dell'arcipelago Maltese. *Boll. Soc. Paleont. Ital.* 15 (2): 215-227.
- Seguenza G., 1880. Le formazioni terziarie della provincia di Reggio (Calabria). *Mem. Cl. Sci. Fis. Nat. Mat. R. Accad. Lincei (Ser. 3)* 6, 446 pp.
- Sissingh W., 1972. Late Cenozoic Ostracoda of the South Aegean Island Arc. *Utrecht Micropaleont. Bull.* 6: 1-187.
- Thomas B., Gennesseaux M., 1986. A two stage rifting in the basin of the Corsica-Sardinia strait. *Marine Geology* 72: 225-239.
- Ulicziny F., 1969. Hemicytheridae und Trachyleberidae (Ostracoda) aus dem Pliozän der Insel Kephallinia (Westgriechenland). *Diss. Univ. München*, 152 pp., München.

(ms. pres. il 30 settembre 2006; ult. bozze il 5 febbraio 2007)